

DEVELON

Mini Excavator

DX42-7



Engine

Make	DEVELON
Model	D18
Number of cylinders	3
Rated power, gross (hp per SAE J1995)	49 hp (36.4 kW) @ 2200 rpm
Rated power, net (hp per SAE J1349)	47 hp (35.1 kW) @ 2200 rpm
Max. torque, net (SAE J1995)	133 ft.·lb. (180 Nm) @ 1600 rpm
Displacement	145 in. ³ (2.4 L)
Bore and stroke	3.5 in. x 3.7 in. (90 mm x 94 mm)
Starter	12 V, 3.6 hp (2.7 kW)
Battery	12 V, 100 AH
Alternator	12 V, 90 amp
Air cleaner	Double elements

Hydraulics

Main pumps	1 x 26.1 gpm (99 L/min.)
------------	--------------------------

Maximum System Pressure

Boom/arm/bucket (normal mode)	3555.8 psi (250 kg/cm ²)
Travel	3555.8 psi (250 kg/cm ²)
Swing	3129 psi (220 kg/cm ²)
Pilot	370 psi (26 kg/cm ²)

Undercarriage

Upper rollers (each track)	1
Lower rollers (each track)	4
Number of shoes (links per side)	Single Assembly (Rubber)

Swing Mechanism

Swing speed	0 – 9.8 rpm
Swing torque	6280.40 lbf.·ft. (868.3 kg·m)

Drive System

Travel speed (low – high)	2.0 – 3.1 mph (3.3 – 5.0 km/h)
Traction force, max. (drawbar pull)	10528 lbf. (4775.4 kgf)

Environment

Sound level (ISO 6395)	97 dB(A)
Cabin sound level (ISO 6396)	73 dB(A)

Refill Capacities

Fuel tank	17.7 gal. (67 L)
Cooling system (radiator capacity)	2.2 gal. (8.3 L)
Engine oil	1.7 gal. (6.3 L)
Final drive (each side)	0.2 gal. (0.9 L)
Hydraulic system	17.7 gal. (67 L)
Hydraulic tank	12.7 gal. (48 L)

Hydraulic Cylinders

Boom (1) bore x rod diameter x stroke	3.5 in. x 2.16 in. x 25.5 in. (90 mm x 55 mm x 648 mm)
Arm (1) ^{1,2} bore x rod diameter x stroke	3.3 in. x 1.9 in. x 21.6 in. (85 mm x 50 mm x 550 mm)
Bucket (1) ¹ bore x rod diameter x stroke	2.7 in. x 1.6 in. x 20.3 in. (70 mm x 40 mm x 515 mm)
Swing blade – if equipped (1) bore x rod diameter x stroke	2.1 in. x 1.2 in. x 13 in. (55 mm x 30 mm x 331 mm)
Boom swing – (1) bore x rod diameter x stroke	1.9 in. x 2.1 in. x 17.7 in. (49 mm x 55 mm x 449 mm)
Dozer blade – cabin (1) bore x rod diameter x stroke	3.7 in. x 1.9 in. x 7.5 in. (95 mm x 50 mm x 191 mm)
Dozer blade – canopy (1) bore x rod diameter x stroke	3.9 in. x 2.1 in. x 7.3 in. (100 mm x 55 mm x 185 mm)

¹ Cushion on rod end

² Cushion on base end

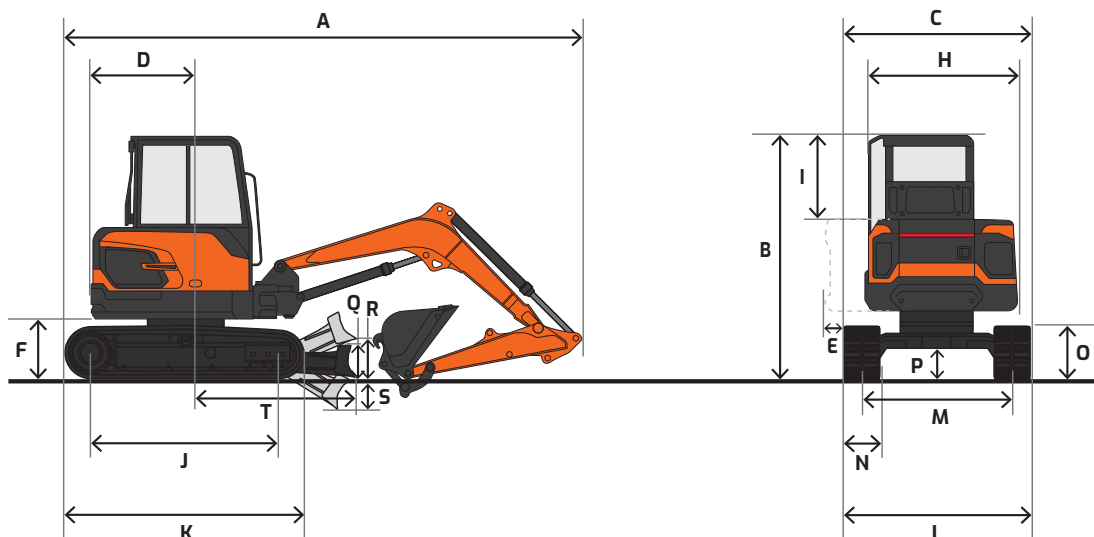
The piston rods and cylinder bodies are made of high-strength steel. A shock-absorbing mechanism is fitted in all cylinders to ensure shock-free operation and extended piston life.

NOTE: Where applicable, dimensions are in accordance with Society of Automotive Engineers (SAE) and ISO standards. Specifications and design are subject to change without notice. Pictures of DEVELON mini excavators may show other than standard equipment. All dimensions are shown in inches. Respective metric dimensions are enclosed by parentheses. DEVELON equipment is manufactured with a Quality Management System that is in compliance with ISO 9001:2008. All dimensions are given for DEVELON mini excavators equipped with standard rubber tracks. Rounding may impact specifications.

Dimensions

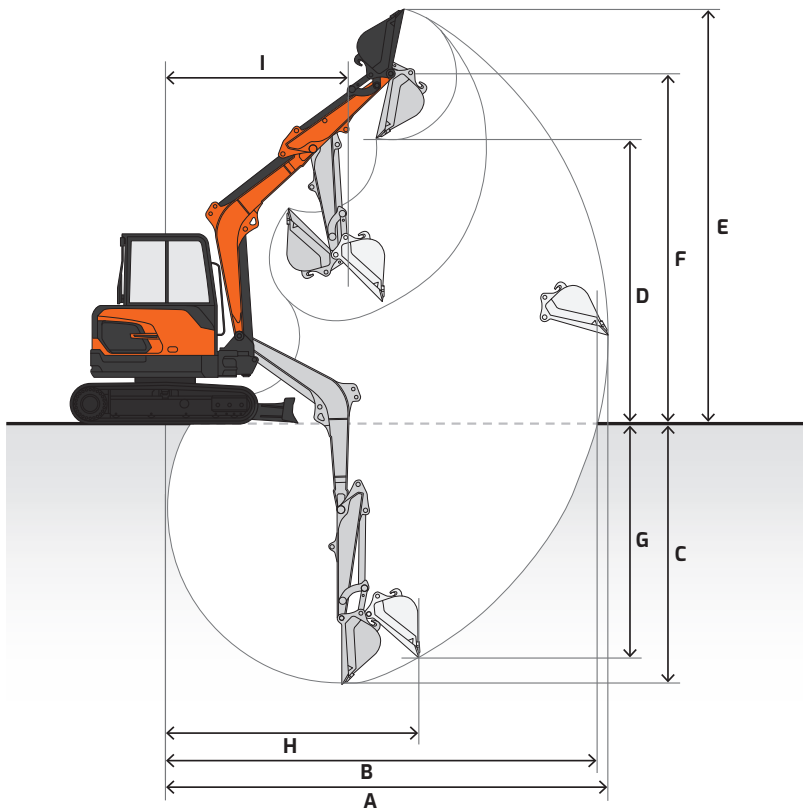
		Cabin Without Angle (U520)	Cabin With Angle (U521)	Canopy Without Angle (U530)	Canopy With Angle (U531)
Boom type		8' 6" (2600 mm)			
Arm type		5' 3" (1600 mm)			
Bucket type (SAE)		0.18 yd ³ (0.14 m ³)			
Track type		Fixed (rubber)			
Shipping length	A	16' 4" (4967 mm)			
Overall height	B	8' 3" (2506 mm)			
Shipping width	C	5' 9" (1750 mm)			
Tail swing radius	D	4' 3" (1300 mm)			
Tail swing overhang (rear)*		-			
Tail swing overhang (side)	E	-			
Counterweight clearance	F	1' 10" (559 mm)			
Upper structure width	H	5' 9" (1750 mm)			
Cabin height above house	I	3' 3" (988 mm)			
Tumbler distance	J	5' 8" (1720 mm)			
Overall track length	K	7' 2" (2185 mm)			
Undercarriage width	L	5' 9" (1740 mm)			
Track gauge	M	4' 7" (1390 mm)			
Track width	N	1' 2" (350 mm)			
Track height	O	1' 7" (479 mm)			
Car body clearance	P	1' (305 mm)			
Blade height	Q	1' 3" (371 mm)	1' 4" (408 mm)	1' 3" (371 mm)	1' 4" (408 mm)
Blade clearance	R	1' 4" (397 mm)	1' 2" (355 mm)	1' 4" (397 mm)	1' 2" (355 mm)
Max. blade cut, below ground	S	1' 7" (482 mm)	1' 9" (525 mm)	1' 7" (482 mm)	1' 9" (525 mm)
Distance to dozer end	T	5' 7" (1705 mm)	5' 10" (1765 mm)	5' 7" (1705 mm)	5' 10" (1765 mm)

*Not shown on diagram
Less than zero indicated as "-"



Working Range

		Cabin Without Angle (U520)	Cabin With Angle (U521)	Canopy Without Angle (U530)	Canopy With Angle (U531)
Boom length		8' 6" (2600 mm)			
Arm length		5' 3" (1600 mm)			
Bucket capacity (SAE)		0.18 yd. ³ (0.14 m ³)			
Max. digging reach	A	18' 3" (5570 mm)			
Max. digging reach (ground)	B	17' 10" (5440 mm)			
Max. digging depth	C	11' 5" (3490 mm)			
Max. dumping height	D	12' 9" (3880 mm)			
Max. digging height	E	17' 10" (5440 mm)			
Max. bucket pin height	F	15' 4" (4665 mm)			
Max. vertical wall depth	G	9' 7" (2930 mm)			
Max. vertical digging radius	H	10' 10" (3315 mm)			
Min. swing radius	I	7' 3" (2210 mm)			
Boom swing – left/right		60°/53°			
Digging force, bucket (PCSA)		6607 lbf. (2997 kgf)			
Digging force, arm		4277 lbf. (1940 kgf)			
Counterweight		595 lb. (270 kg)			
Operating weight		9876 lb. (4480 kg)	10119 lb. (4590 kg)	9502 lb. (4310 kg)	9744 lb. (4420 kg)
Ground pressure		4.8 psi (0.34 kg/cm ²)	5 psi (0.35 kg/cm ²)	4.7 psi (0.33 kg/cm ²)	4.8 psi (0.34 kg/cm ²)



Bucket

	Cabin without Angle (US20)	Cabin with Angle (US21)	Canopy without Angle (US30)	Canopy with Angle (US31)
Boom	8' 6" (2600 mm)			
Arm	5' 3" (1600 mm)			
Shoe size	14" (350 mm)			
Track type	Fixed (rubber)	Angle (rubber)	Fixed (rubber)	Angle (rubber)
Counterweight	595 lb. (270 kg)			

Bucket Type	Model	Capacity yd ³ (m ³)	Width in. (mm)	Weight lb. (kg)	Height in. (mm)	Length in. (mm)	Number of Teeth	Connection/Type
Quick-hitch Ditching (QH04GB)	DC03GB-30QH	0.18 (0.14)	31 (787.4)	215 (97.5)	17.625 (447.7)	23.625 (600.1)	-	Quick-hitch 1.25"
	DC03GB-36QH	0.22 (0.17)	37 (939.8)	250 (113.398)				
	DC03GB-42QH	0.26 (0.19)	43 (1092.2)	290 (131.7)				
Quick-hitch Heavy-Duty (QH04QB)	HD03GB-12QH	0.06 (0.46)	12 (304.8)	125 (56.7)	18.375 (466.7)	30.875 (784.2)	3	Quick-hitch 1.25"
	HD03GB-16QH	0.09 (0.07)	16 (406.4)	155 (70.4)			4	
	HD03GB-18QH	0.1 (0.07)	18 (457.2)	165 (74.9)			4	
	HD03GB-24QH	0.14 (0.11)	24 (609.6)	200 (90.8)			5	
Pin-on Ditching	DC04GB-30	0.18 (0.14)	31 (787.4)	250 (113.5)	23 (584.2)	26.75 (679.45)	-	Pin-on
	DC04GB-36	0.23 (0.17)	37 (939.8)	285 (129.4)				
	DC04GB-42	0.26 (0.19)	43 (1092.2)	315 (143)				
	DC04GB-48	0.31 (0.24)	49 (1244.6)	350 (158.9)				
Pin-on Heavy-Duty	HD04GB-12	0.06 (0.46)	13 (330.2)	145 (65.8)	22.625 (574.7)	32 (812.8)	3	Pin-on
	HD04GB-16	0.09 (0.07)	17 (431.8)	165 (74.9)			4	
	HD04GB-18	0.1 (0.07)	19 (482.6)	175 (79.4)			4	
	HD04GB-20	0.11 (0.08)	21 (533.4)	185 (84)			4	
	HD04GB-24	0.14 (0.11)	25 (635)	205 (93.1)			5	











Please consult with your DEVELON dealer to properly match buckets and attachments for the application.

Lifting Capacity

 Rating over front  Rating over side or 360°











DX42-7 US20 & US30

Boom: 8' 6" (2600 mm) | Arm: 5' 3" (1600 mm) | Counterweight: 595 lb. (270 kg) | 14" (350 mm) Rubber Shoes | Dozer Up | Bucket: None | Unit: lb.

A (ft. or m) B (ft. or m)	5' (1.0 m)		10' (2.0 m)		15' (3.0 m)		20' (4.0 m)		Max Reach		
											A
20' (4.0 m)									2070 (940)	1910 (860)	11.82' (3.6)
15' (3.0 m)							1750 (800)	1620 (730)	1530 (690)	1410 (640)	14.21' (4.33)
10' (2.0 m)					2688* (1220*)	2460 (1110)	1720 (780)	1580 (720)	1330 (600)	1230 (560)	15.39' (4.69)
5' (1.0 m)					2540 (1150)	2300 (1050)	1650 (750)	1520 (690)	1260 (570)	1170 (530)	15.7' (4.78)
Ground Level			3670* (1660*)	3670* (1660*)	2430 (1100)	2210 (1000)	1610 (730)	1470 (670)	1310 (590)	1210 (550)	15.19' (4.63)
-5' (-1.0 m)	4030* (1830*)	4030* (1830*)	4690 (2130)	4100 (1860)	2410 (1090)	2180 (990)	1600 (720)	1470 (670)	1500 (680)	1380 (630)	13.75' (4.19)
-10' (-2.0 m)	7100* (3220*)	7100* (3220*)	4800 (2180)	4190 (1900)	2460 (1120)	2230 (1010)			2110 (960)	1930 (870)	10.97' (3.34)

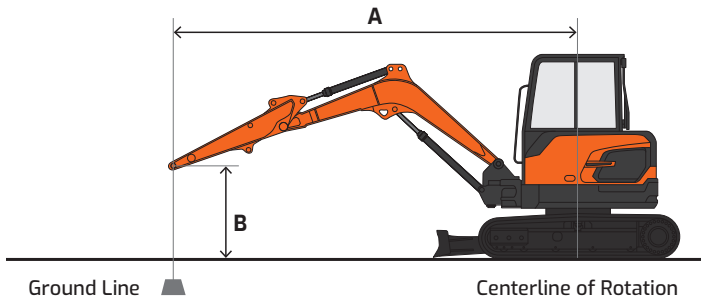
DX42-7 US20 & US30

Boom: 8' 6" (2600 mm) | Arm: 5' 3" (1600 mm) | Counterweight: 595 lb. (270 kg) | 14" (350 mm) Rubber Shoes | Dozer Down | Bucket: None | Unit: lb.

A (ft. or m) B (ft. or m)	5' (1.0 m)		10' (2.0 m)		15' (3.0 m)		20' (4.0 m)		Max Reach		
											A
20' (4.0 m)									2210* (1000*)	2210* (1000*)	11.82' (3.6)
15' (3.0 m)							2090* (950*)	1900 (860)	2030* (920*)	2210* (750)	14.21' (4.33)
10' (2.0 m)					2680* (1220*)	2680* (1220*)	2280* (1040*)	1860 (850)	2000* (910*)	1660 (660)	15.39' (4.69)
5' (1.0 m)					3570* (1620*)	2750 (1250)	2610* (1180*)	1800 (820)	2100* (950*)	1380 (630)	15.7' (4.78)
Ground Level			3670* (1660*)	3670* (1660*)	4080* (1850*)	2650 (1200)	2810* (1280*)	1750 (800)	2310* (1050*)	1430 (650)	15.19' (4.63)
-5' (-1.0 m)	4030* (1830*)	4030* (1830*)	6590* (2990*)	5100 (-2310)	3960* (1790*)	2620 (1190)	2630* (1190*)	1740 (790)	2380* (1080*)	1640 (740)	13.75' (4.19)
-10' (-2.0 m)	7100* (3220*)	7100* (3220*)	4830* (2190*)	4830* (2190*)	2930* (1330*)	2680 (1210)			2330* (1060*)	2300 (1040)	10.97' (3.34)

A Distance from center of rotation
B Height

NOTE: Do not use dozer blade as a outrigger. Lifting capacities are in compliance with SAE 1097 and ISO 10567. Machine in lifting mode with power boost turned on. Load point is the end of the arm. Rated loads shown do not exceed 75% of minimum tipping loads or 87% of hydraulic capacities. Rated loads marked with an asterisk (*) are limited by hydraulic capacities. The least stable position is over the side. The total mass of machine includes the mass of the boom, arm, counterweight, all operating fluids and 165 lb. (75 kg) operator.













Lifting Capacity

 Rating over front  Rating over side or 360°











DX42-7 US21 & US31

Boom: 8' 6" (2600 mm) | Arm: 5' 3" (1600 mm) | Counterweight: 595 lb. (270 kg) | 14" (350 mm) Rubber Shoes | Dozer Up | Bucket: None | Unit: lb.

A (ft. or m) B (ft. or m)	5' (1.0 m)		10' (2.0 m)		15' (3.0 m)		20' (4.0 m)		Max Reach		A
											
20' (4.0 m)									2210* (1000*)	2210* (1000*)	11.82' (3.6)
15' (3.0 m)							2090* (950*)	1900 (860)	2030* (920*)	2210* (750)	14.21' (4.33)
10' (2.0 m)					2680* (1220*)	2680* (1220*)	2280* (1040*)	1860 (850)	2000* (910*)	1660 (660)	15.39' (4.69)
5' (1.0 m)					3570* (1620*)	2750 (1250)	2610* (1180*)	1800 (820)	2100* (950*)	1380 (630)	15.7' (4.78)
Ground Level			3670* (1660*)	3670* (1660*)	4080* (1850*)	2650 (1200)	2810* (1280*)	1750 (800)	2310* (1050*)	1430 (650)	15.19' (4.63)
-5' (-1.0 m)	4030* (1830*)	4030* (1830*)	6590* (2990*)	5100 (-2310)	3960* (1790*)	2620 (1190)	2630* (1190*)	1740 (790)	2380* (1080*)	1640 (740)	13.75' (4.19)
-10' (-2.0 m)	7100* (3220*)	7100* (3220*)	4830* (2190*)	4830* (2190*)	2930* (1330*)	2680 (1210)			2330* (1060*)	2300 (1040)	10.97' (3.34)

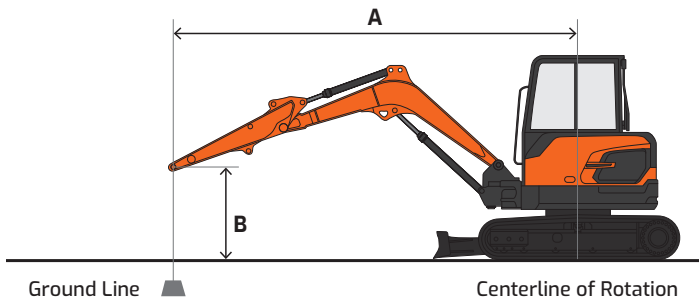
DX42-7 US21 & US31

Boom: 8' 6" (2600 mm) | Arm: 5' 3" (1600 mm) | Counterweight: 595 lb. (270 kg) | 14" (350 mm) Rubber Shoes | Dozer Down | Bucket: None | Unit: lb.

A (ft. or m) B (ft. or m)	5' (1.0 m)		10' (2.0 m)		15' (3.0 m)		20' (4.0 m)		Max Reach		A
											
20' (4.0 m)									2210* (1000*)	2210* (1000*)	11.82' (3.6)
15' (3.0 m)							2090* (950*)	1950 (890)	2030* (920*)	1710 (780)	14.21' (4.33)
10' (2.0 m)					2680* (1220*)	2680* (1220*)	2280* (1040*)	1910 (870)	2000* (910*)	1490 (680)	15.39' (4.69)
5' (1.0 m)					3570* (1620*)	2830 (1280)	2610* (1180*)	1850 (840)	2100* (950*)	1420 (650)	15.7' (4.78)
Ground Level			3670* (1660*)	3670* (1660*)	4080* (1850*)	2730 (1240)	2810* (1280*)	1800 (820)	2310* (1050*)	1470 (670)	15.19' (4.63)
-5' (-1.0 m)	4030* (1830*)	4030* (1830*)	6590* (2990*)	5250 (2380)	3960* (1790*)	2700 (1220)	2630* (1190*)	1800 (810)	2380* (1080*)	1690 (770)	13.75' (4.19)
-10' (-2.0 m)	7100* (3220*)	7100* (3220*)	4830* (2190*)	4830* (2190*)	2930* (1330*)	2750 (1250)			2330* (1060*)	2330* (1060*)	10.97' (3.34)

A Distance from center of rotation
B Height

NOTE: Do not use dozer blade as an outrigger. Lifting capacities are in compliance with SAE 1097 and ISO 10567. Machine in lifting mode with power boost turned on. Load point is the end of the arm. Rated loads shown do not exceed 75% of minimum tipping loads or 87% of hydraulic capacities. Rated loads marked with an asterisk (*) are limited by hydraulic capacities. The least stable position is over the side. The total mass of machine includes the mass of the boom, arm, counterweight, all operating fluids and 165 lb. (75 kg) operator.



Standard & Optional Equipment

| Standard Base Package, US20

■ Standard ● Optional

Engine

Emissions, T4 (EPA)	■
High pressure common rail	■
Diesel oxidation catalyst (DOC)	■
Direct fuel injected	■
Fuel filter with water separator	■
Coolant recovery tank / Coolant expansion tank	■
Dual element dry-type air filter	■
Electronic engine control	■
Auto preheat cold start assist	■
Auto idle	■
Auto shutdown (time adjustable)	■
Overheat & low oil pressure engine protection	■

Hydraulic

Electronic power optimizing system (EPOS)	■
Variable axial piston main pump	■
Cross-sensing pump control	■
Load-sensing pump control	■
Pilot-operated control valves	■
Pilot gear pump (tandem)/gear pilot pump	■
Spring-applied hydraulic release brake	■
Axial piston travel motor (high/low, auto)	■
Auxiliary hydraulics, one- & two-way piping without pedal	■
Auxiliary hydraulics, tilt/rotate, piping	●
Adjustable auxiliary flow & pressure, 10 presets	■

Electrical

Alternator – 12 V, 90 amp	■
12 V battery, 725 CCA @ 0° F (-18° C)	■
Light: cabin (1), boom (1)	■
Additional lighting	●
Rotating beacon	●
Hour meter	■
Laptop service port	■
Self-diagnostics system	■

Cabin

Steel, all-weather & sound suppressed	■
ROPS/TOPS (ISO 12117-2:2008)	■
Viscous mount with spring reinforcement	■
Front window with wiper/washer	■
Tinted safety glass	■
Skylight top hatch with sun screen	■
Front window with sunscreen	■
Adjustable sliding side door window	■
Defrost, front window	■
Lockable doors	■
Seat	■
- 2" (51 mm) seat belt	■
- Adjustable height & recline	■
Leatherette seat	■
- Heating & cooling	■
- Mechanical/air suspension	■
- 2" (51 mm) seat belt	●
- Adjustable height & recline	■
- Adjustable fore/aft	■
- Adjustable arm rests	■
Control stands	■
- Height adjustable	■
- Mounted to seat base	■
Mirrors	■
Adjustable armrests	■
Air conditioner with heater	■
Instrumentation panel, digital	■
Instrumentation panel, analog	■
Speakers (2)	■
Power socket, 12 V	■
Interior light	■
Storage for operator's manuals	■
Fully automatic HVAC with ambient temperature sensor	■
Multi-function LCD interactive display monitor	●
Cigarette lighter	■
Bluetooth® stereo	■
Antenna, roof-mounted	■
Emergency breakout tool	■
Hot/cold beverage compartment	■
Beverage holder	■
Coat hanger	■

Controls

Joystick controls	■
- Two hydraulic joysticks control boom, arm, bucket & slew functions	■
- Thumb buttons control auxiliary hydraulics & boom swing	■
Blade control lever	■
Pattern control change valve (SAE, ISO)	■
Engine speed control dial	■
Travel pedals with hand levers	■
Switches, console-mounted	■
- Starter switch (key)	■
- Heater/AC control panel	■
- Boom swing switch	■
- Rotating beacon (if equipped)	■
- 12 V power socket & USB charger	■
- Keypad buttons	■
- Overload warning	■
- Travel/swing alarm	■
- Light	■
- Work lights	■
- Wiper & washer	■
- Auto idle	■
Emergency stop switch	■

Display Monitor & Warnings

Buzzer	■
- Engine oil pressure	■
- Coolant temperature	■
Touch screen display monitor	■
- Digital clock	■
- Menu select button	■
- Back button	■
- Fuel gauge	■
- Engine coolant temperature	■
- Hydraulic oil temperature	■
- Mode	■
- Tachometer	■
- Operating mode/flow setting selector	■
Indicator lights	■
- Air filter restriction indicator	■
- Engine check warning light	■
- Hydraulic oil warning	■
- Fuel warning	■
- Auto idle indicator	■
- Auxiliary flow mode indicator	■
- Engine oil pressure light with audible alarm	■
- Preheat (cold start assist) indicator	■
- Two-speed travel indicator light	■
Travel alarm	■

Undercarriage

Track rollers, upper (1 each side)	■
Track rollers, lower (4 each side)	■
Rubber tracks – 400 mm	■
Shoes, steel grouser – 400 mm (39 each side)	●

Other

Centralized lubrication	■
- Swing pinion	■
- Swing bearing	■
Dozer blade	■
Manuals	■
- Operation	■
- AEM Safety Manual	■
Vandalism protection	■
- Lockable panels	■
- Lockable fluid fill points	■
DEVELON Fleet Management 3-year subscription	■

Certain specification(s) are based on engineering calculations and are not actual measurements. Specification(s) are provided for comparison purposes only and are subject to change without notice. Specification(s) for your individual DEVELON equipment will vary based on normal variations in design, manufacturing, operating conditions, and other factors. Pictures of DEVELON units may show other than standard equipment.

Powered by Innovation

DEVELON

A brand of HD Hyundai Infracore.

na.develon-ce.com/dx42-7

DX42-7 Mini Excavator Spec Sheet
Printed in the U.S.A.
23906_001_D062923

©2023 HD Hyundai Infracore. All rights reserved.