

DEVELON

Road Builder

DX380LL-5



Engine

Make	Scania
Model	DC09 089A
Number of cylinders	5
Rated power, gross (hp per SAE J1995)	318 hp (237 kW) @ 1800 rpm
Rated power, net (hp per SAE J1349)	312 hp (233 kW) @ 1800 rpm
Max. torque, net (SAE J1995)	976 lbf.ft. (135 kgf.m) @ 1300 rpm
Displacement	567 in. ³ (9.3 L)
Bore and stroke	5.11 in. x 5.51 in. (130 mm x 140 mm)
Starter	24 V, 9.0 hp (6.7 kW)
Battery	2 x 12 V, 200 AH
Alternator	24 V, 100 amp
Air cleaner	Double elements

Hydraulics

Main pumps	2 x 92.5 gpm (2 x 350 L/min.)
Pilot pump (gear design)	6.4 gpm (24.12 L/min.)

Maximum System Pressure

Boom/arm/bucket (normal)	4978 psi (350 kg/cm ²)
Boom/arm/bucket (power boost)	5262 psi (370 kg/cm ²)
Travel (normal)	4978 psi (350 kg/cm ²)
Swing (normal)	4551 psi (320 kg/cm ²)

Undercarriage

Upper rollers (each track)	2
Lower rollers (each track)	9
Number of shoes (links per side)	53
Total length of track	18' 0" (5492 mm)

Swing Mechanism

Swing speed	0 – 7.7 rpm
Swing torque	160341 lbf.ft. (22168 kgf.m)

Drive System

Travel speed (low – high)	1.73 – 2.98 mph (2.8 – 4.8 km/h)
Traction force (drawbar pull)	115081 lbf. (52200 kgf)
Max. grade (limited by engine lubrication)	70% (35°)

Environment

Sound level (2000/14/EC)	104 dB(A)
Cabin sound level (ISO 6396)	69 dB(A)

Refill Capacities

Fuel tank	155 gal. (590 L)
DEF tank	18.4 gal. (70 L)
Cooling system	14.3 gal. (54.3 L)
Engine oil	9.5 gal. (36 L)
Swing reduction unit	1.0 gal. (4 L)
Final drive (each side)	2 x 2.3 gal. (2 x 9 L)
Hydraulic system	100.3 gal. (380 L)
Hydraulic tank	65.25 gal. (247 L)

Hydraulic Cylinders

Boom (2) bore x rod diameter x stroke	6.3 in. x 4.13 in. x 57 in. (160 mm x 105 mm x 1450 mm)
Arm (1) bore x rod diameter x stroke	6.69 in. x 4.72 in. x 70.47 in. (170 mm x 120 mm x 1790 mm)
Bucket (1) bore x rod diameter x stroke	5.95 in. x 3.93 in. x 51.18 in. (150 mm x 100 mm x 1300 mm)

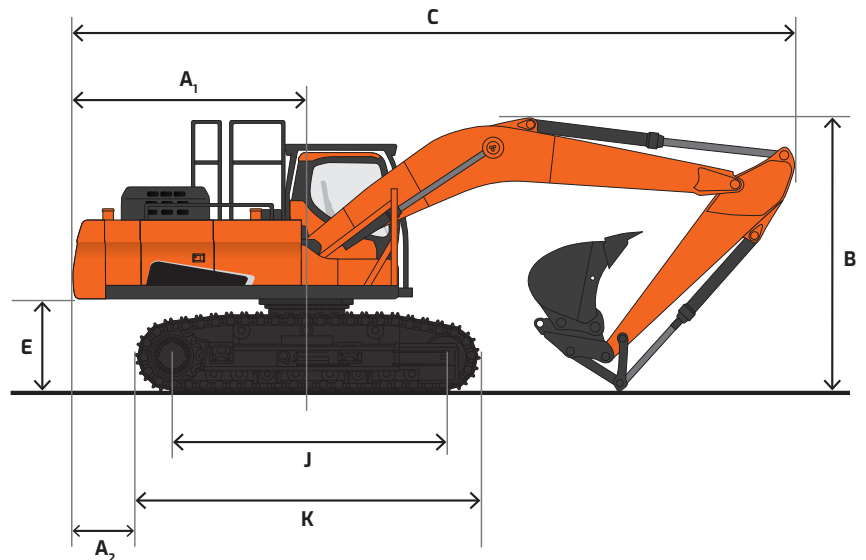
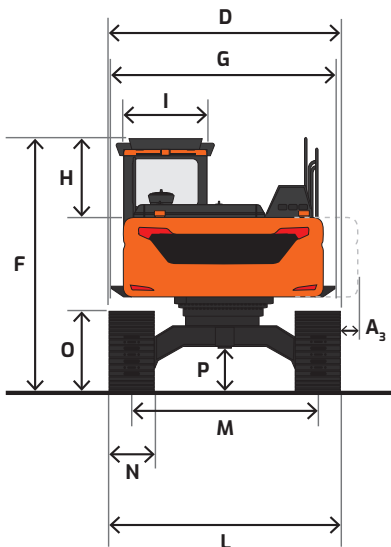
The piston rods and cylinder bodies are made of high-strength steel. A shock-absorbing mechanism is fitted in all cylinders to ensure shock-free operation and extended piston life.

Dimensions

		Road Builder ROPS Cab with FOG (U530)	Road Builder Forestry Cab (U535)
Boom length		21' 4" (6500 mm)	
Arm length		10' 6" (3200 mm)	
Bucket		2.37 yd ³ (1.81 m ³)	
Track type		700 mm DG track shoe	
Tail swing radius	A ₁	13' 0" (3965 mm)	
Tail swing overhang (rear)	A ₂	9' 0" (2746 mm)	
Tail swing overhang (side)	A ₃	7' 0" (2145 mm)	
Shipping height**	B	11' 3" (3528 mm)	
Shipping length	C	38' 5" (11710 mm)	
Shipping width	D	11' 11" (3640 mm)	
Counterweight clearance**	E	4' 10" (1464 mm)	
Cabin height**	F	11' 3" (3421 mm)	12' 3" (3735 mm)
Cab riser*		-	
Upper structure width	G	11' 10" (3606)	
Cabin height above house	H	11' 3" (3421 mm)	12' 3" (3735 mm)
Cabin width	I	3' 4" (1010 mm)	3' 9" (1140 mm)
Cabin guarding width*		3' 4" (1010 mm)	3' 9" (1140 mm)
Tumbler distance	J	14' 8" (4475 mm)	
Overall track length	K	18' 0" (5492 mm)	
Undercarriage width	L	11' 11" (3640 mm)	
Track gauge width	M	9' 8" (2940 mm)	
Track shoe width	N	2' 4" (700 mm)	
Track height**	O	3' 11" (1191 mm)	
Car body clearance**	P	2' 4" (710 mm)	
Cabin tilting angle*		-	

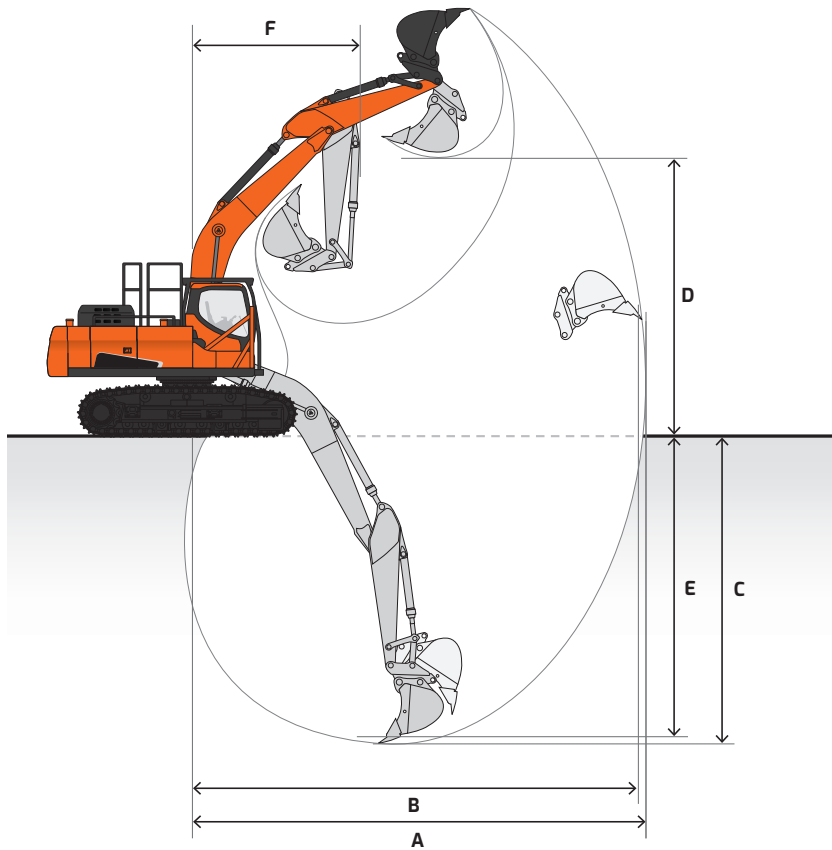
*Not shown on diagram

**Without shoe grouser



Working Range

		Road Builder ROPS Cab with FOG (US30)	Road Builder Forestry Cab (US35)
Boom length		21' 4" (6500 mm)	
Arm length		10' 6" (3200 mm)	
Bucket capacity		2.7 yd ³ (1.81 m ³)	
Track type		28" (700 mm) Double grouser shoes	
Max. digging reach	A	36' 7" (11150 mm)	
Max. digging reach (ground)	B	35' 8" (10880 mm)	
Max. digging depth	C	19' 11" (6080 mm)	
Max. loading height	D	28' 9" (8770 mm)	
Max. depth to 8' line	E	19' 5" (5920 mm)	
Min. swing radius	F	14' 8" (93215 mm)	
Operating weight		108687 lb. (49300 kg)	110010 lb. (49900 kg)
Ground pressure		10.3 psi (0.73 kg/cm ²)	10.5 psi (0.74 kg/cm ²)















Lifting Capacity

 Rating over front  Rating over side or 360°

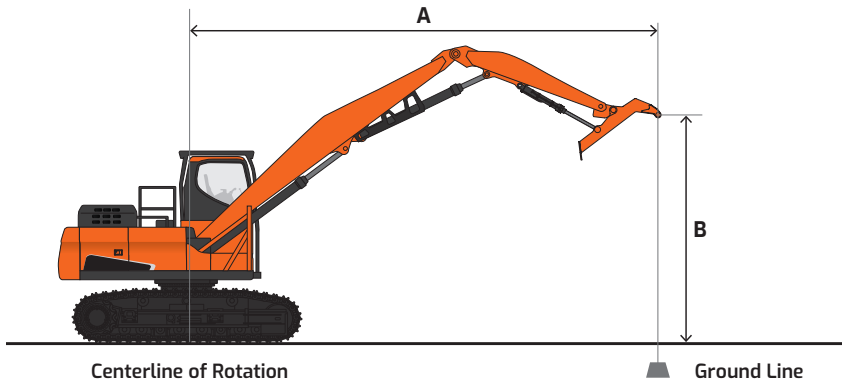
DX380LL-5 Road Builder US30 | ROPS Cab

Boom: 21' 3" (6500 mm) | Arm: 10' 5" (3200 mm) | Counterweight: 18759 lb. (8509 kg) | 28" (700 mm) DG Shoes | Bucket: None | Unit: lb. (kg)

B (ft. or m)	10' (3.0 m)		15' (4.5 m)		20' (6.0 m)		25' (7.5 m)		25' (7.5 m)		Max. Reach		
													A
30' (9.0 m)											* 18150 (* 8230)	* 18150 (* 8230)	22.51' (6.86 m)
25' (7.5 m)							* 20880 (* 9470)	* 20880 (* 9470)			* 17000 (* 7710)	* 17000 (* 7710)	26.49' (8.07 m)
20' (6.0 m)							* 21710 (* 9850)	* 21710 (* 9850)			* 16710 (* 7580)	* 16710 (* 7580)	29.11' (8.87 m)
15' (4.5 m)			* 35440 (* 16080)	* 35440 (* 16080)	* 27520 (* 12480)	* 27520 (* 12480)	* 23660 (* 10730)	* 23660 (* 10730)	* 21650 (* 9820)	21650 (9820)	* 17000 (* 7710)	* 17000 (* 7710)	30.69' (9.35 m)
10' (3.0 m)			* 44830 (* 20340)	* 44830 (* 20340)	* 32000 (* 14520)	* 32000 (* 14520)	* 26010 (* 11800)	* 26010 (* 11800)	* 22710 (* 10300)	* 22710 (* 10300)	* 17830 (* 8090)	* 17830 (* 8090)	31.40' (9.57 m)
5' (1.5 m)			* 42670 (* 19360)	* 42670 (* 19360)	* 35560 (* 16130)	* 35560 (* 16130)	* 28060 (* 12730)	* 28060 (* 12730)	* 23690 (* 10740)	* 23690 (* 10740)	* 19300 (* 8760)	* 19300 (* 8760)	31.32' (9.55 m)
Ground Level			* 48260 (* 21890)	* 48260 (* 21890)	* 37320 (* 16930)	* 37320 (* 16930)	* 29230 (* 13260)	* 29230 (* 13260)	* 24030 (* 10900)	* 24030 (* 10900)	* 21740 (* 9860)	* 21740 (* 9860)	30.42' (9.27 m)
-5' (-1.5 m)	* 35360 (* 16040)	* 35360 (* 16040)	* 49560 (* 22480)	* 49560 (* 22480)	* 37040 (* 16800)	* 37040 (* 16800)	* 29000 (* 13160)	* 29000 (* 13160)			* 23930 (* 10850)	* 23930 (* 10850)	28.64' (8.73 m)
-10' (-3.0 m)	* 54550 (* 24750)	* 54550 (* 24750)	* 45180 (* 20500)	* 45180 (* 20500)	* 34400 (* 15610)	* 34400 (* 15610)	* 26440 (* 12000)	* 26440 (* 12000)			* 24550 (* 11140)	* 24550 (* 11140)	25.77' (7.85 m)
-15' (-4.5 m)	* 49170 (* 22300)	* 49170 (* 22300)	* 37050 (* 16800)	* 37050 (* 16800)	* 27820 (* 12620)	* 27820 (* 12620)					* 24540 (* 11130)	* 24540 (* 11130)	21.40' (6.52 m)

A Distance from center of rotation
B Height

NOTE: Lifting capacities are in compliance with ISO 10567. Lift capacities apply only to the machine as originally manufactured and normally equipped by the manufacturer. Load point is the end of the heel to grapple pin. Rated loads shown do not exceed 75% of minimum tipping loads or 87% of hydraulic capacities. Rated loads marked with an asterisk (*) are limited by hydraulic capacities. The least stable position is over the side. The total mass of machine includes the mass of the boom, arm, counterweight, all operating fluids and 165 lb. (75 kg) operator.















Lifting Capacity

 Rating over front  Rating over side or 360°

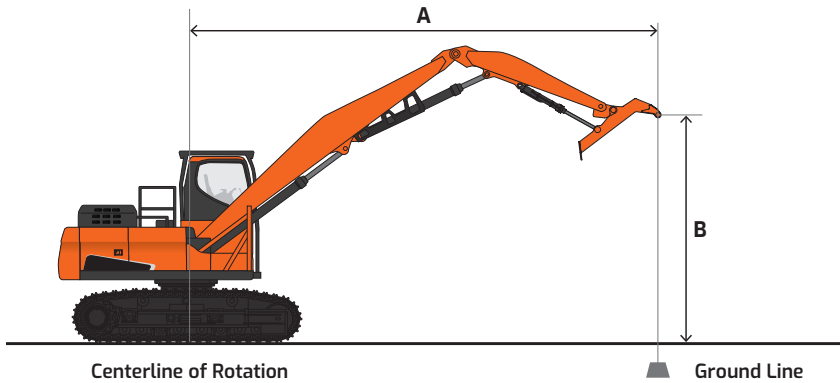
DX380LL-5 Road Builder US35 | Oregon Cab

Boom: 21' 3" (6500 mm) | Arm: 10' 5" (3200 mm) | Counterweight: 18759 lb. (8509 kg) | 28" (700 mm) DG Shoes | Bucket: None | Unit: lb. (kg)

A (ft. or m) B (ft. or m)	10' (3.0 m)		15' (4.5 m)		20' (6.0 m)		25' (7.5 m)		25' (7.5 m)		Max. Reach		
													A
30' (9.0 m)											* 18150 (* 8230)	* 18150 (* 8230)	22.51' (6.86 m)
25' (7.5 m)							* 20880 (* 9470)	* 20880 (* 9470)			* 17000 (* 7710)	* 17000 (* 7710)	26.49' (8.07 m)
20' (6.0 m)							* 21710 (* 9850)	* 21710 (* 9850)			* 16710 (* 7580)	* 16710 (* 7580)	29.11' (8.87 m)
15' (4.5 m)			* 35440 (* 16080)	* 35440 (* 16080)	* 27520 (* 12480)	* 27520 (* 12480)	* 23660 (* 10730)	* 23660 (* 10730)	* 21650 (* 9820)	* 21650 (* 9820)	* 17000 (* 7710)	* 17000 (* 7710)	30.69' (9.35 m)
10' (3.0 m)			* 44830 (* 20340)	* 44830 (* 20340)	* 32000 (* 14520)	* 32000 (* 14520)	* 26010 (* 11800)	* 26010 (* 11800)	* 22710 (* 10300)	* 22710 (* 10300)	* 17830 (* 8090)	* 17830 (* 8090)	31.40' (9.57 m)
5' (1.5 m)			* 42670 (* 19360)	* 42670 (* 19360)	* 35560 (* 16130)	* 35560 (* 16130)	* 28060 (* 12730)	* 28060 (* 12730)	* 23690 (* 10740)	* 23690 (* 10740)	* 19300 (* 8760)	* 19300 (* 8760)	31.32' (9.55 m)
Ground Level			* 48260 (* 21890)	* 48260 (* 21890)	* 37320 (* 16930)	* 37320 (* 16930)	* 29230 (* 13260)	* 29230 (* 13260)	* 24030 (* 10900)	* 24030 (* 10900)	* 21740 (* 9860)	* 21740 (* 9860)	30.42' (9.27 m)
-5' (-1.5 m)	* 35360 (* 16040)	* 35360 (* 16040)	* 49560 (* 22480)	* 49560 (* 22480)	* 37040 (* 16800)	* 37040 (* 16800)	* 29000 (* 13160)	* 29000 (* 13160)			* 23930 (* 10850)	* 23930 (* 10850)	28.64' (8.73 m)
-10' (-3.0 m)	* 54550 (* 24750)	* 54550 (* 24750)	* 45180 (* 20500)	* 45180 (* 20500)	* 34400 (* 15610)	* 34400 (* 15610)	* 26440 (* 12000)	* 26440 (* 12000)			* 24550 (* 11140)	* 24550 (* 11140)	25.77' (7.85 m)
-15' (-4.5 m)	* 49170 (* 22300)	* 49170 (* 22300)	* 37050 (* 16800)	* 37050 (* 16800)	* 27820 (* 12620)	* 27820 (* 12620)					* 24540 (* 11130)	* 24540 (* 11130)	21.40' (7.85 m)

A Distance from center of rotation
B Height

NOTE: Lifting capacities are in compliance with ISO 10567. Lift capacities apply only to the machine as originally manufactured and normally equipped by the manufacturer. Load point is the end of the heel to grapple pin. Rated loads shown do not exceed 75% of minimum tipping loads or 87% of hydraulic capacities. Rated loads marked with an asterisk (*) are limited by hydraulic capacities. The least stable position is over the side. The total mass of machine includes the mass of the boom, arm, counterweight, all operating fluids and 165 lb. (75 kg) operator.



Standard & Optional Equipment

| Standard Base Package, US20

■ Standard ● Optional

Engine

Emissions (EPA)	T4
High-pressure common-rail (HPCR)	■
Turbo, variable geometry (VGT)	■
Cooled exhaust gas recirculation (CEGR)	■
Diesel oxidation catalyst (DOC)	■
Exhaust brake	■
Selective catalyst reduction (SCR)	■
Diesel exhaust fluid (DEF)	■
Fuel filter with water separator	■
Coolant recovery tank	■
Dual element dry-type air filter with evacuator	■
Precleaner	■
Electronic engine control (ECU)	■
Auto idle	■
Auto shutdown (time-adjustable)	■
Overheat & low oil pressure engine protection	■
Block heater (110 V)	●
Block heater (220 V)	●
Fuel filler pump	●

Hydraulic

Mechanics Design	■
Bent axial piston main pump (tandem)	■
Cross-sensing pump control	■
Pilot-operated control valves	■
Gear pilot pump	■
D-ECOPOWER™	■
Variable-speed hydraulic cooling fan	■
Axial piston swing motor	■
Swing drive with spring applied hydraulic release brake	■
Axial piston travel motor (high/low, auto)	■
Auxiliary hydraulics, two-way piping	■
Auxiliary hydraulics, rotate piping	■

Electrical

System voltage – 24 V	■
Alternator – 24 V, 100 amp	■
2 x 12 V batteries, 200 AH reserve capacity	■
Blade-type fuse panel	■
Main circuit breaker	■
Light, work (halogen): machine (8), boom (2)	■
Light, work (LED)	●
Hour meter	■
Engine restart prevention system	■
Rearview camera	■
Side view camera	●
Laptop service port	■
Self-diagnostics system	■
DEVELON Fleet Management	■

Cabin

Cab riser	■
Forestry cab, side entry	■
Forestry cab, rear entry	●
ROPS (ISO 8082:2003, WCB G602)	■
FOPS (ISO 8083:2006, WCB G608)	■
Viscous mount, spring-reinforced	■
Front window with wiper/washer	■
Tinted safety glass	■
Skylight	■
Defrost, front window	■
Lockable doors	■
Seat	■
- Heated	■
- Air suspension	■
- 2" (51 mm) seat belt	■
- Adjustable height & recline	■
- Adjustable fore/aft	■
- Adjustable armrests	■
3" (76 mm) seat belt	●
Control stands	■
- Height adjustable	■
- Mounted to seat base	■
Storage for operator's manuals	■
Fully automatic HVAC with ambient temperature sensor	■
7" multi-function LCD display monitor	■
Cigarette lighter	■
AM/FM stereo & MP3 port	■
Speakers (2)	■
Antenna, roof-mounted	■
Microphone & speaker	●
Hot/cold beverage compartment	■
Power socket, 12 V	■
Cup holder	■
Interior light	■

Controls

Joystick controls	■
Pattern control change valve (SAE, ISO)	■
Joystick attachment control	■
Switches/buttons	■
- Two-way	■
Control stands	■
- Height adjustable	■
- Sliding (fore/aft)	■
Engine speed control dial	■
Travel pedals with hand levers	■
Switches, console-mounted	■
- Starter (key)	■
- Travel speed selector	■
- Work light	■
- Auxiliary mode switch	■
Emergency stop switch	■
Power modes (P+, P, S, E)	■
Jog dial display control	■
Wiper control panel	■
Audio control panel	■

Display Monitor & Warnings

Gauges	■
- Fuel level	■
- DEF level	■
- Engine coolant temperature	■
- Hydraulic oil temperature	■
- Engine rpm	■
- Battery voltage	■
- Hydraulic pump pressure	■
- ECO	■
- Digital clock	■
- Trip meter	■
- Hour meter	■
- Fuel consumption	■
Warning & indicator lights	■
- Seat belt	■
- Error code	■
- SCR warning	■
- Check engine	■
- Engine oil pressure	■
- Engine pre-heat engaged	■
- Radiator coolant level & temperature	■
- Air filter	■
- Fuel level	■
- DEF level – low	■
- Water in fuel	■
- Battery charge	■
- Work lights on	■
- Hydraulic oil temperature	■
- Hydraulic charge pressure	■
- Hydraulic pilot filter	■
- Hydraulic return filter	■
Travel alarm	■
Buzzer	■
- Engine oil pressure	■
- Coolant temperature	■

Undercarriage

High-walker, high & wide fixed width	■
Track guards & chains with adjusters	■
Track rollers, upper	2
Track rollers, lower	9
In-shoe motor protection	■
Shoes, double grouser – 700 mm	■
Shoes, single grouser – 700 mm	●
Link, HD chain	■
Track guides, HD full-length	■

Main Frame

HD mainframe reinforcement	■
HD integrated catwalks	■
HD guarding, underbody plating	■
HD guarding, final drive motors	■
HD guarding, side doors – pump & radiator protection	■

Other

Centralized lubrication	■
- Boom	■
- Arm	■
- Swing	■
Automatic greasing	●
Handrails & service platforms	■
Skid-resistant steps & service platforms	■
Manuals	■
- Operation & Maintenance	■
- Parts	■
- AEM Safety Manual	■
DEVELON Fleet Management 3-year subscription	■
Vandalism protection	■
- Lockable panels	■
- Lockable fluid fill points	■
- Anti-theft protection (password)	■

Certain specification(s) are based on engineering calculations and are not actual measurements. Specification(s) are provided for comparison purposes only and are subject to change without notice. Specification(s) for your individual DEVELON equipment will vary based on normal variations in design, manufacturing, operating conditions, and other factors. Pictures of DEVELON units may show other than standard equipment.

Powered by Innovation

DEVELON

A brand of HD Hyundai Infracore.

na.develon-ce.com/dx380ll-5

DX380LL-5 Road Builder Spec Sheet
Printed in the U.S.A.
23906_001_D092923

©2023 HD Hyundai Infracore. All rights reserved.