

# DEVELON

## National Accounts

WHEEL LOADER / CRAWLER EXCAVATOR / ADT  
WHEEL EXCAVATOR / MINI EXCAVATOR / DOZER  
LOG LOADER / ROAD BUILDER / MATERIAL HANDLER



# DEVELON

## Continuous evolution, for better.

We trace our roots to 1937 as one of Korea's first large-scale machine plants. During that time, we have consistently delivered earth-moving equipment to build critical infrastructure for the betterment of communities, societies and the wider world.

**We are  
DEVELON.**

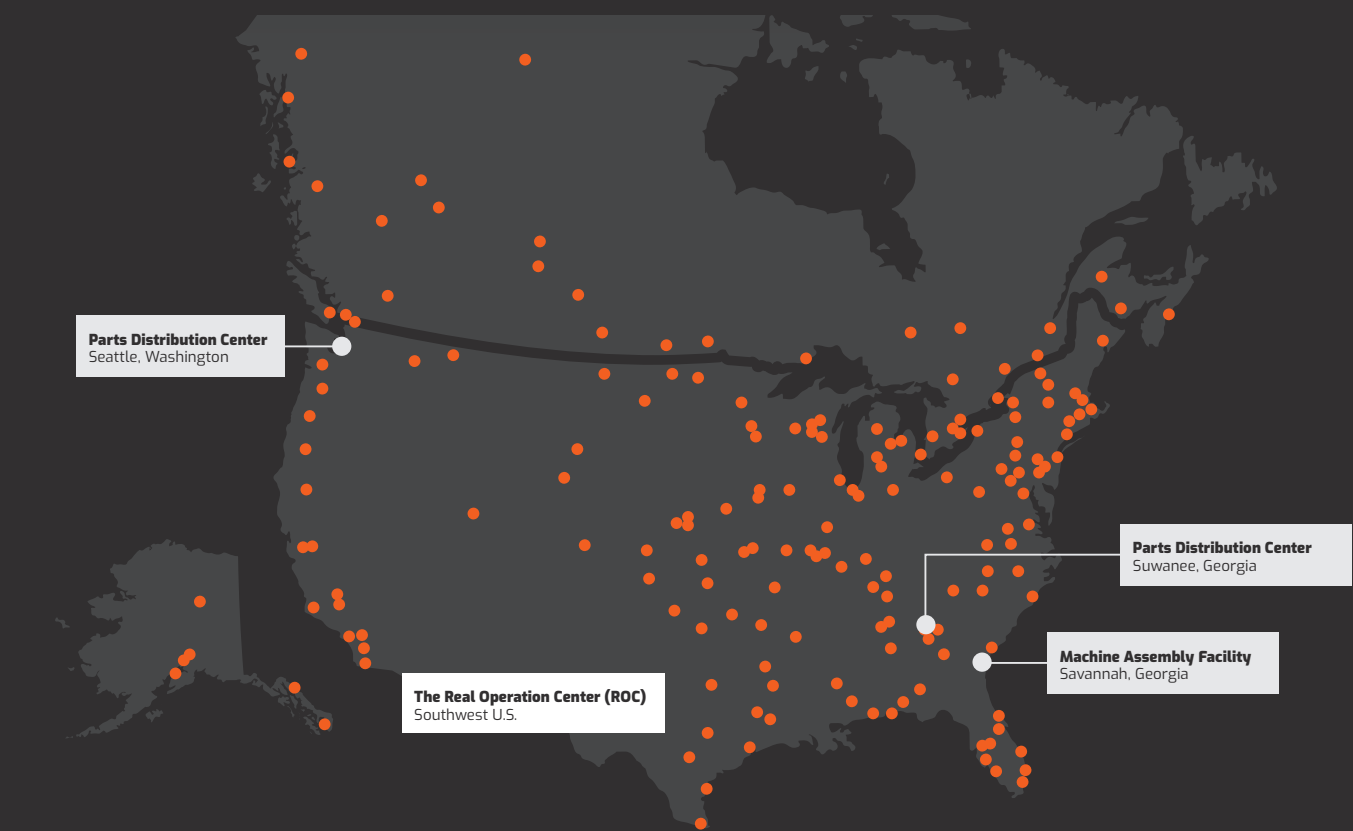
DEVELON is a bold name that reflects our core ambition to continue developing onward and leaving behind a positive footprint in our world. Moving forward, we will continue providing innovative products and solutions that advance the world we live in today.





# Dedicated to Your Success.

Our dedicated national accounts team helps solve your unique business challenges to advance the development of our world. We are Powered by Innovation, delivering a full lineup of durable equipment, outstanding value and comprehensive services from our expanding network of North American dealers.



**Strong Dealer Network**  
Our network of local dealers continues to grow across North America. These knowledgeable teams are dedicated to your success by offering responsive service, reliable parts and trusted advice.

**Parts Availability**  
With two DEVELON-exclusive parts distribution centers in Georgia and Washington state, our dealers provide more parts inventory and faster delivery – including less than two-day delivery on a majority of genuine DEVELON parts.

**Machine Assembly Facility**  
A dedicated facility in Savannah, Georgia, tailors the equipment configuration and final machine assembly for faster delivery.

# DEVELON Fleet Management

**Free monitoring. No contract. No fees.**  
A standard feature on most DEVELON models, DEVELON Fleet Management makes it easy to remotely monitor and maintain your equipment. This powerful diagnostic tool monitors the health, location and productivity of your DEVELON equipment from a user-friendly mobile app and website.



Smart X-Care™ fleet tracking service offers continuous monitoring of your construction equipment telematics, alerting you and your dealer as needed.



SCAN THE CODE FOR DETAILS



**Standard Warranty**  
Our equipment includes full coverage for 12 months or 1,500 hours *and* powertrain and hydraulic coverage for 36 months or 5,000 hours, along with dedicated support from dealers to stand behind it.

**Extended Warranty**  
The Protection Plus® extended warranty plan offers more than 70 different options, allowing you to customize protection from deficiencies in materials or workmanship.



# Wheel Loaders

DEVELON wheel loaders deliver market-leading productivity required for construction and municipal operators and industrial, mining and quarrying applications. Improved performance features increase operational efficiency in a variety of applications.



	TIPPING LOAD STANDARD ARM, STATIC, FULL TURN	BUCKET CAPACITY HEAPED, ISO/SAE	RATED POWER NET
DL200-7*	19705 lb. (8938 kg)	2.62 yd³ (2.0 m³)	142.1 hp (106 kW) @ 2200 rpm
DL200TC-7	16623 lb. (8080 kg)	2.60 yd³ (2.0 m³)	142.1 hp (106 kW) @ 2200 rpm
DL220-7*	20461 lb. (9281 kg)	3.01 yd³ (2.3 m³)	159.6 hp (119 kW) @ 2100 rpm
DL250-7*	21134 lb. (9586 kg)	3.27 yd³ (2.5 m³)	171.7 hp (128 kW) @ 2100 rpm
DL250TC-7	18078 lb. (8200 kg)	3.10 yd³ (2.4 m³)	171.7 hp (128 kW) @ 2100 rpm
DL280-7*	23856 lb. (10821 kg)	3.66 yd³ (2.8 m³)	189.1 hp (141 kW) @ 2000 rpm
DL320-7*	30461 lb. (13817 kg)	4.50 yd³ (3.5 m³)	271.0 hp (202 kW) @ 1800 rpm
DL380-7*	31963 lb. (14498 kg)	4.84 yd³ (3.7 m³)	271.0 hp (202 kW) @ 1800 rpm
DL420-7*	37686 lb. (17094 kg)	5.50 yd³ (4.2 m³)	345.0 hp (257 kW) @ 1800 rpm
DL480-7*	40021 lb. (18153 kg)	6.30 yd³ (4.8 m³)	345.0 hp (257 kW) @ 1800 rpm
DL550-7*	47042 lb. (21338 kg)	6.80 yd³ (5.2 m³)	380.0 hp (283 kW) @ 1800 rpm
DL580-7**	78674 lb. (35686 kg)	8.40 yd³ (6.4 m³)	394.0 hp (294 kW) @ 1800 rpm

TC = Tool Carrier \* = High-Lift (HL) Option Available \*\* = Heavy-Duty (US30)



**SCAN THE CODE**  
See complete specs and learn more about key wheel loader features.



- Smart Technologies**
- DEVELON Fleet Management
  - Smart Touch Display



- Performance**
- ZF Heavy-Duty Axles (All Models Except DL200-7) and Dana Heavy-Duty Axles (Only DL200-7)
  - Larger Bucket Capacities
  - Outboard Brakes



- Comfort**
- 14% More Window Glass and Full Glass Door
  - Air-Suspension Seat
  - Automatic Heating and Air Conditioning System
- Safety**
- Standard Rearview Camera
  - Optional Around View Monitor (AVM) Camera System
  - Standard DEVELON-Exclusive Transparent Bucket
  - Optional Situation Awareness Technology (SAT)





# Crawler Excavators

DEVELON offers an expansive lineup of crawler excavator models equipped for nearly any digging, lifting and loading application — including confined roadways, major construction projects, mass excavation, heavy-duty mining, scrap handling and more.



	OPERATING WEIGHT US20	DIGGING DEPTH US20	RATED POWER NET
DX140LC-7	32340 lb. (14700 kg)	19' 7" (5985 mm)	100.6 hp (75.0 kW) @ 2000 rpm
DX140LC-7K	32408 lb. (14700 kg)	19' 7" (5985 mm)	100.6 hp (75.0 kW) @ 2000 rpm
DX140LCR-7	34017 lb. (15430 kg)	19' 7" (5985 mm)	100.6 hp (75.0 kW) @ 2000 rpm
DX170LC-5	38376 lb. (17407 kg)	20' 0" (6085 mm)	127.3 hp (94.9 kW) @ 2000 rpm
DX180LC-5	43224 lb. (19606 kg)	20' 0" (6085 mm)	127.3 hp (94.9 kW) @ 2000 rpm
DX200LC-7	51147 lb. (23200 kg)	20' 0" (6105 mm)	138.1 hp (103.0 kW) @ 2000 rpm
DX225LC-7*	52086 lb. (23626 kg)	21' 7" (6590 mm)	162.3 hp (121.0 kW) @ 1800 rpm
DX225LC-7X	52086 lb. (23626 kg)	21' 7" (6590 mm)	162.3 hp (121.0 kW) @ 1800 rpm
DX235LCR-7	58806 lb. (26730 kg)	21' 11" (6680 mm)	170.3 hp (127.0 kW) @ 1900 rpm
DX255LC-7	58960 lb. (26800 kg)	22' 4" (6810 mm)	185.1 hp (138.0 kW) @ 1900 rpm
DX300LC-7*	69446 lb. (31500 kg)	24' 0" (7305 mm)	266.9 hp (199.0 kW) @ 1800 rpm
DX350LC-7	82894 lb. (37600 kg)	24' 9" (7540 mm)	280.3 hp (209.0 kW) @ 1800 rpm
DX350LCR-7	79807 lb. (36200 kg)	22' 10" (6970 mm)	271.0 hp (202.0 kW) @ 1800 rpm
DX420LC-7	102594 lb. (46536 kg)	25' 0" (7635 mm)	337.9 hp (252.0 kW) @ 1800 rpm
DX490LC-7	121678 lb. (55192 kg)	25' 7" (7790 mm)	387.6 hp (289.0 kW) @ 1800 rpm
DX530LC-7*	122118 lb. (55392 kg)	24' 1" (7340 mm)	387.6 hp (289.0 kW) @ 1800 rpm
DX800LC-7	181000 lb. (82100 kg)	27' 6" (8370 mm)	528.6 hp (389.0 kW) @ 2100 rpm
DX1000LC-7	220880 lb. (100400 kg)	28' 10" (8795 mm)	616.6 hp (459.8 kW) @ 2100 rpm

LC = Long Carriage LCR = Long Carriage Reduced Tail Swing \* = Super-Long-Reach (SLR) Option Available  
-7X = Electrohydraulic controlled



- Comfort**
- Leading Operator Comfort
  - Standard Air-Suspension Seat (Heated/Cooled Seat Option)
  - Wide-Entry Door

- Safety**
- Optional Around View Monitor (AVM) Camera System
  - Standard Rearview Camera
  - Seven LED Lights



- Smart Technologies**
- Fully Electrohydraulic Control System (DX225LC-7X Model)
  - DEVELON Fleet Management
  - Mechatronics Design
  - Smart Touch Display
  - Smart Power Control



- Performance**
- Highly Fuel-Efficient Engine
  - Powerful Digging Forces
  - Fast Cycle Times
  - Multiple Arm Options
  - Tiltrotator Mode
  - Fine Swing Function



**SCAN THE CODE**

See complete specs and learn more about crawler excavator features.





# Wheel Excavators

For municipalities where road travel is necessary, or for general contracting and site development requiring frequent relocation from point to point, DEVELON wheel excavators make it easy to roll in and out and accomplish more in less time.



- Comfort**
  - Automotive-Style Heat and AC
  - Optional Heated and Cooled Seat
  - Large Entry Door
  - Optional Load Isolation System
- Performance**
  - Faster Travel Speeds
  - Dozer and Outrigger Options
  - Versatile and Maneuverable
- Smart Technologies**
  - DEVELON Fleet Management
  - Smart Power Control
- Safety**
  - Standard Rearview Camera
  - Standard 7 LED Lights
  - Optional Around View Monitor (AVM) Camera System

	OPERATING WEIGHT US20	DIGGING DEPTH US20	RATED POWER NET
DX140W-7	34670 lb. (15726 kg)	14' 8" (4490 mm)	129.1 hp (96.3 kW) @ 2000 rpm
DX190W-7	46187 lb. (20950 kg)	18' 9" (5725 mm)	159.6 hp (119.0 kW) @ 1900 rpm
DX210W-7	50706 lb. (22300 kg)	19' 4" (5905 mm)	172.3 hp (128.5 kW) @ 1900 rpm



**SCAN THE CODE**  
See complete specs and learn more about wheel excavator features.

# Mini Excavators

With lower operating costs and superior visibility compared to tractor loader backhoes, DEVELON mini excavators deliver maneuverability and strong performance for digging and attachment operation.



- Comfort**
  - Closed Cab or Open Canopy Configurations
  - Common DEVELON Controls
  - Standard Air Conditioning System
- Performance**
  - Maneuverable and Transportable
  - Zero, Reduced and Conventional Tail Swing Models
- Smart Technologies**
  - DEVELON Fleet Management
- Safety**
  - Integrated Slew Braking
  - Ideally Located Tie-Downs
  - Width-Protected Swing Frame

	OPERATING WEIGHT US20	DIGGING DEPTH US20	RATED POWER NET
DX27Z-7	6169 lb. (2798 kg)	8' 8" (2645 mm)	24.0 hp (17.9 kW) @ 2400 rpm
DX35Z-7	8558 lb. (3882 kg)	10' 8" (3275 mm)	24.1 hp (18.0 kW) @ 2200 rpm
DX42-7	9876 lb. (4480 kg)	11' 5" (3490 mm)	47.0 hp (35.1 kW) @ 2200 rpm
DX50Z-7	11988 lb. (5438 kg)	11' 5" (3480 mm)	47.1 hp (35.1 kW) @ 2200 rpm
DX55R-7	12655 lb. (5740 kg)	11' 11" (3630 mm)	47.0 hp (35.1 kW) @ 2200 rpm
DX62R-7	13704 lb. (6216 kg)	12' 5" (3795 mm)	57.5 hp (42.9 kW) @ 2300 rpm
DX63-7	13708 lb. (6218 kg)	12' 5" (3795 mm)	57.5 hp (42.9 kW) @ 2300 rpm
DX89R-7	20983 lb. (9537 kg)	13' 5" (4110 mm)	63.1 hp (47.1 kW) @ 2100 rpm

Z = Zero Tail Swing R = Reduced Tail Swing



**SCAN THE CODE**  
See complete specs and learn more about mini excavator features.



# Articulated Dump Trucks

For more than 50 years, DEVELON articulated dump trucks (ADTs) have delivered reliable, dependable and cost-effective performance — and lead the industry in power-to-weight ratio. These models offer larger load capacities along with superior power and traction.



- Comfort**
  - Air-Suspension Seat
  - Self-Leveling Hydro-Gas Suspension
  - Spacious Cab
- Performance**
  - Sure-Footed Traction
  - Quick-Unloading Tailgate
  - Less Than 10- or 12-Foot Widths for Easy Transport
- Smart Technologies**
  - Front-Mounted Turning Ring With Free-Swinging Rear Tandem Bogie
  - DEVELON Fleet Management
- Safety**
  - Active Payload Measuring System
  - Standard Rearview Camera
  - Oil-Cooled Wet Disc Brakes

	PAYLOAD	BODY VOLUME HEAPED 2:1	RATED POWER NET
DA30-5	61729 lb. (28000 kg)	23.3 yd³ (17.8 m³)	367.0 hp (269.9 kW) @ 2100 rpm
DA45-5	90390 lb. (41000 kg)	34.0 yd³ (26.0 m³)	489.0 hp (360.0 kW) @2100 rpm



**SCAN THE CODE**  
See complete specs and learn more about ADT features.

# Dozers

DEVELON dozers deliver powerful pushing performance, fuel efficiency and all-day operator comfort. They're built for the most demanding conditions, with rugged components, easy maintenance and smart technologies.



- Comfort**
  - Cab Suspension System (CabSus Mount)
  - Electrohydraulic Controls
  - Hands-Free Audio
  - Spacious Cab
- Performance**
  - Best-in-Class Horsepower
  - Best-in-Class Weight (DD100 – Base Unit)
  - Dual/Single Flange-Type Roller
  - Several Track Guard Options
- Smart Technologies**
  - DEVELON Fleet Management
  - Smart Touch Display
  - Compatible with Optional 3D Machine Guidance and Machine Control System (DD100)
- Safety**
  - Standard Rearview Camera
  - Standard 4 LED Lights
  - Excellent Forward Visibility
  - Automatic Shutoff Sensor

	OPERATING WEIGHT LGP	BLADE CAPACITY LGP	RATED POWER NET
DD100	24692 lb. (11200 kg)	3.4 yd³ (2.6 m³)	115.3 hp (86.0 kW) @ 2200 rpm
DD130	31747 lb. (14446 kg)	5.5 yd³ (4.2 m³)	145.8 hp (108.7 kW) @ 2200 rpm



**SCAN THE CODE**  
See complete specs and learn more about dozer features.



# Log Loaders and Road Builders

DEVELON log loaders and road builders deliver performance, durability and precision in extreme conditions. Impressive productivity and cost-to-performance ratio provide an ideal solution for the logging industry.




- Comfort**
  - Air-Suspension Seat
  - 180-Degree Swinging Door
  - Large LCD Panel
  - Automotive-Style Heat and AC
- Performance**
  - High-Walker Undercarriage Design
  - Heavy-Duty Track Links
  - Full-Length Track Guiding Guards
- Smart Technologies**
  - DEVELON Fleet Management
  - Mechatronics Design
- Safety**
  - Grab Handles and Punched-Panel Step
  - Standard Rearview Camera
  - Optional LED Lights

	OPERATING WEIGHT US20	SWING TORQUE	RATED POWER NET
DX300LL-5	81703 lb. (37060 kg)	87787 lbf-ft (12137 kgf-m)	267 hp (199 kW) @ 1800 rpm
DX380LL-5	113538 lb. (51500 kg)	129876 lbf-ft (17956 kgf-m)	313 hp (233 kW) @1800 rpm

	OPERATING WEIGHT US20	DIGGING DEPTH US20	RATED POWER NET
DX225LL-5*	65978 lb. (29900 kg)	20' 11" (6375 mm)	162.7 hp (121.4 kW) @ 1800 rpm
DX300LL-5*	81364 lb. (36906 kg)	19' 6" (5950 mm)	266.7 hp (198.0 kW) @ 1800 rpm
DX380LL-5*	108687 lb. (49300 kg)	19' 11" (6080 mm)	312.0 hp (233.0 kW) @ 1800 rpm

LL = Log Loader \* = Road Builder Configuration





**SCAN THE CODE**

See complete specs and learn more about log loader and road builder features.

# Material Handlers

DEVELON material handlers are built specifically for moving and sorting scrap and solid waste, recycling and other bulk materials. Every material handler offers a powerful combination of performance, efficiency, durability and comfort.




- Comfort**
  - Standard Air-Suspension Seat
  - Optional Heated Seat
  - Pressurized Cab
- Performance**
  - Fast Cycle Times
  - Straight Boom and Droop Nose Arm
  - Hydraulic-Powered GenSet and Deep Field Magnet (Optional)
- Smart Technologies**
  - DEVELON Fleet Management
  - Mechatronics Design
- Safety**
  - Standard Rearview Camera
  - Optional LED Lighting

	OPERATING WEIGHT US90	MAX. WORKING REACH GROUND	RATED POWER NET
DX210WMH-5	57221 lb. (25955 kg)	35' 2" (10720 mm)	186 hp (138.7 kW) @ 1900 rpm
DX225MH-5	60848 lb. (27600 kg)	35' 0" (10670 mm)	162 hp (120.8 kW) @ 1800 rpm
DX300MH-5	79366 lb. (36000 kg)	42' 0" (12800 mm)	267 hp (199.1 kW) @ 1800 rpm

MH = Material Handler WMH = Wheel Material Handler





**SCAN THE CODE**

See complete specs and learn more about material handler features.



Certain specification(s) are based on engineering calculations and are not actual measurements. Specification(s) are provided for comparison purposes only and are subject to change without notice. Specification(s) for your individual DEVELON equipment will vary based on normal variations in design, manufacturing, operating conditions, and other factors. Pictures of DEVELON units may show other than standard equipment.

# Powered by Innovation

# DEVELON

A brand of HD Hyundai Infracore.

[na.develon-ce.com/nationalaccounts](https://na.develon-ce.com/nationalaccounts)

National Accounts Brochure  
Printed in the U.S.A.  
23910\_003\_D092123

©2023 HD Hyundai Infracore. All rights reserved.